

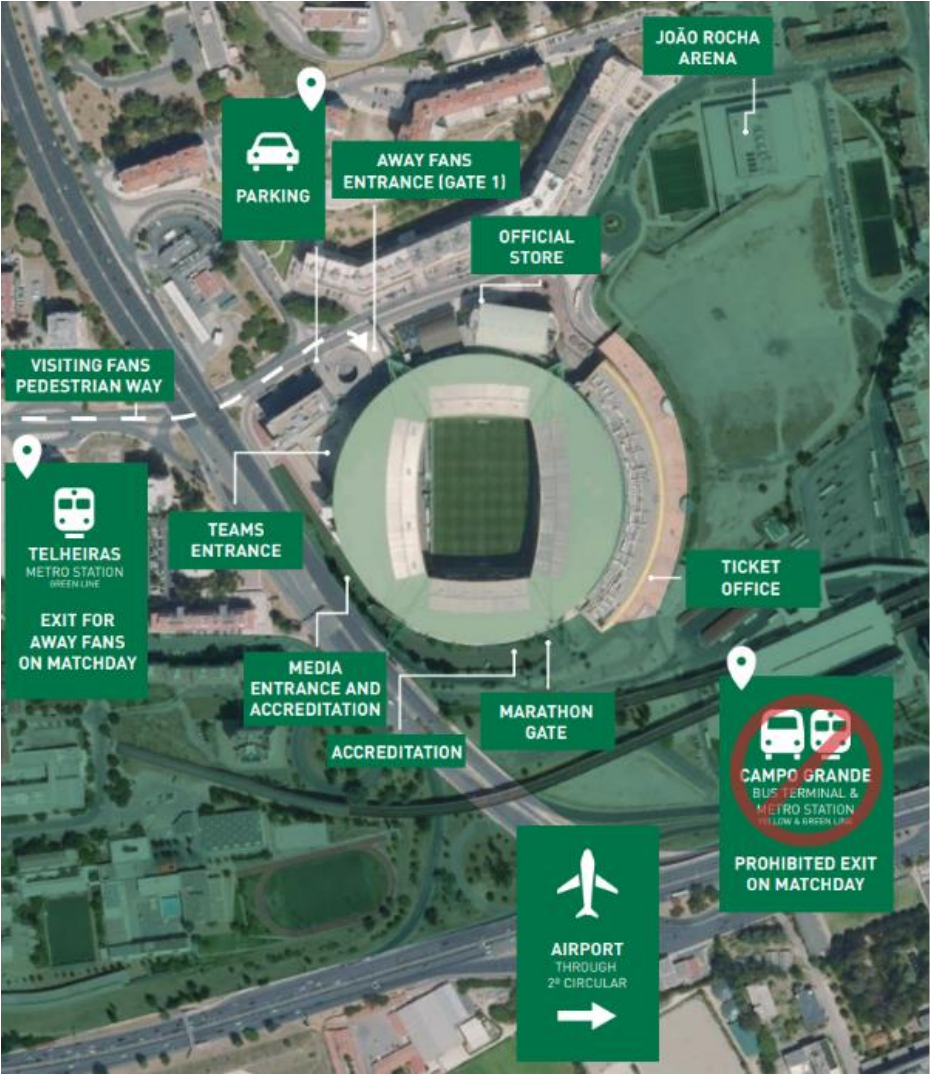


ESTÁDIO JOSÉ ALVALADE

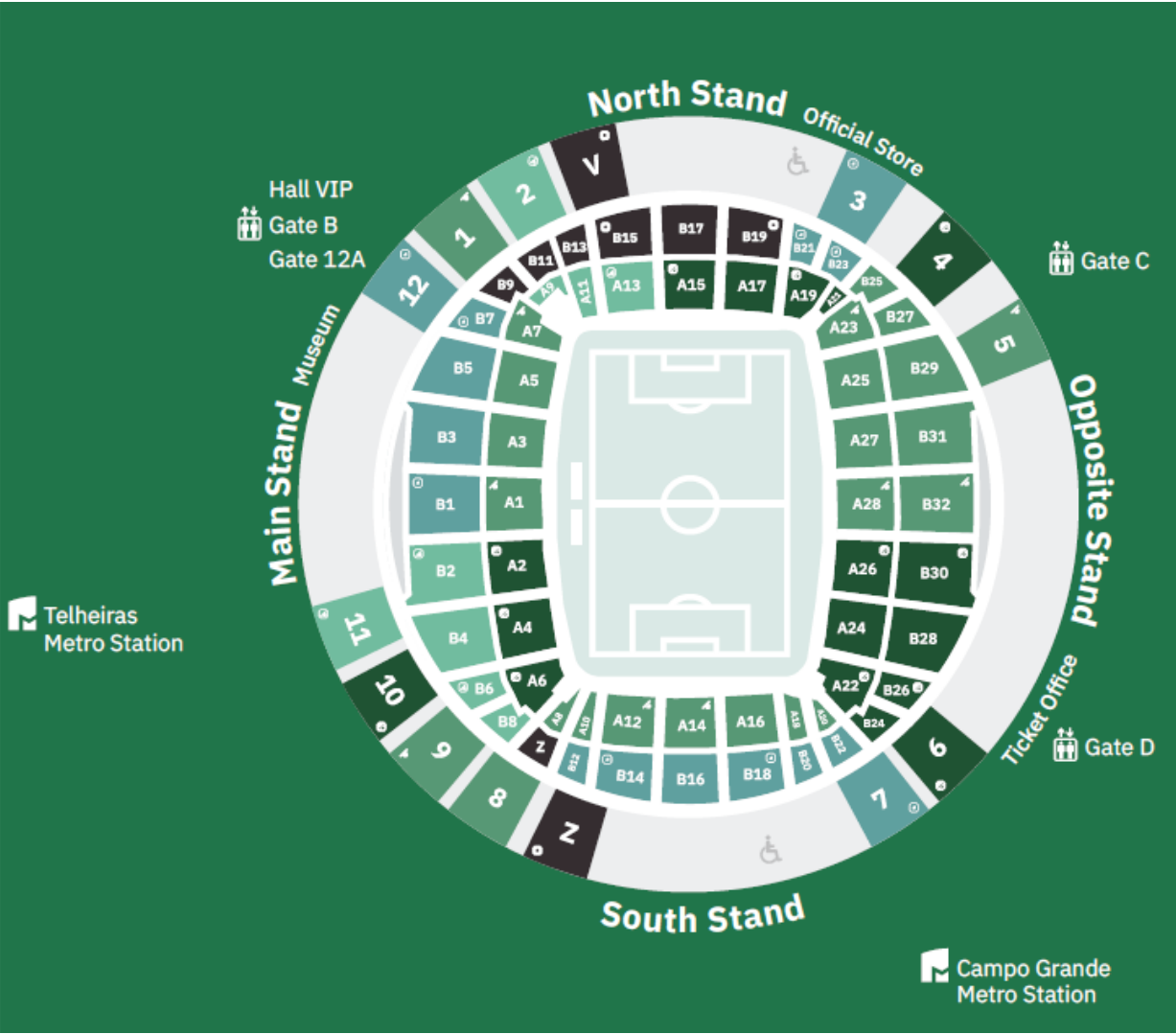
*INFORMATIONS FOR THE NATIONAL
TEAM MATCHES*



ESTÁDIO JOSÉ ALVALADE



ESTÁDIO JOSÉ ALVALADE



TURNSTILES / PDA

TURNSTILES	94
PDA	32
TOTAL	126

AWAY FANS ENTRY PROCEDURES - GATE V



REMEMBER:

By law, **children under 3 years old are not allowed to enter in the stadium** - above that age all must have a valid ticket.

Portuguese law, by principle, allows flags and banners up to 1m x 1m in the stand. If away fans want to bring other materials and bigger than 1mx1m, it must be submitted in advance, to be evaluated and approved by Portuguese FA, safety and security and Stadium.



AWAY FANS ENTRY PROCEDURES - GATE V

AWAY FANS



INFORMATION TO VISITING FANS

Notice:

In this area, it will take place the ticketing control and the body search procedures, immediately before the entrance to the stadium.

Do not purchase tickets on unauthorized platforms. Use the official ticketing channels at all times.

Be fair and considerate. It will be quickest if you are calm and careful. Follow the instructions of the police and the security staff.

Stadium Visitors are invited to cooperate with security, by submitting to inspections, body checks and removal of items that are prohibited to use, possess, hold or bring into the Stadium on Matchdays (see “**Prohibited Items**”).

All Stadium Visitors must occupy only the seat indicated on their ticket and shall access it only via the designated entrance.

Fans are encouraged to cheer, sing, and otherwise support their team while remaining respectful and courteous to the players, referees and opposing team fans.

We will not tolerate disturbances that put safety at risk. For this reason, we will carry out video monitoring and recording, checks and, if necessary, arrests by police officers.

HOLD BACK

Hold back procedure is most likely to take place for 30/45 minutes, after final whistle, in full coordination with Portuguese authorities for safety reasons. Toilets and bars will be available during the all period.

Alcoholic drinks are forbidden inside the stadium.

INFORMATION TO VISITING FANS

PORTUGUESE POLICE RECOMMENDS THE FOLLOWING MEETING POINT

Rossio Square / Metro Station

- 3h before kick-off time
- Dedicated metro STATION for the visiting fans
- Portuguese authorities will follow and monitor the visiting fans until the arrival to the stadium.
- Due to all the variables, this info must be confirmed with Federação Portuguesa de Futebol Main Contact for Safety and Security.

Please use public transport. You have easily access by subway (exit “**TELHEIRAS**”, **Green Line** – 5 minutes walk to get to **Gate V** of the Stadium).

Please be aware that, on matchdays, for security reasons **it is prohibited exit at CAMPO GRANDE metro station** for away fans (avoid national and local supporters' area surrounding the stadium highlighted in Green colour).

Your fans must buy Metro tickets or use a **bank card** at the Metro access gates/turnstiles

Tickets for Metro can be purchased at Lisbon airport arrival - for example for 1 day (24h) or just for the journey from the meeting point (Rossio Station) to the José Alvalade Stadium (Telheiras Station) and back.

If you want to watch the match from the beginning, we recommend that you set off on time. The doors will open 2 hours before the kick-off time. Please go to **Visiting Fans Segregated Area (Gate V)** in advance.

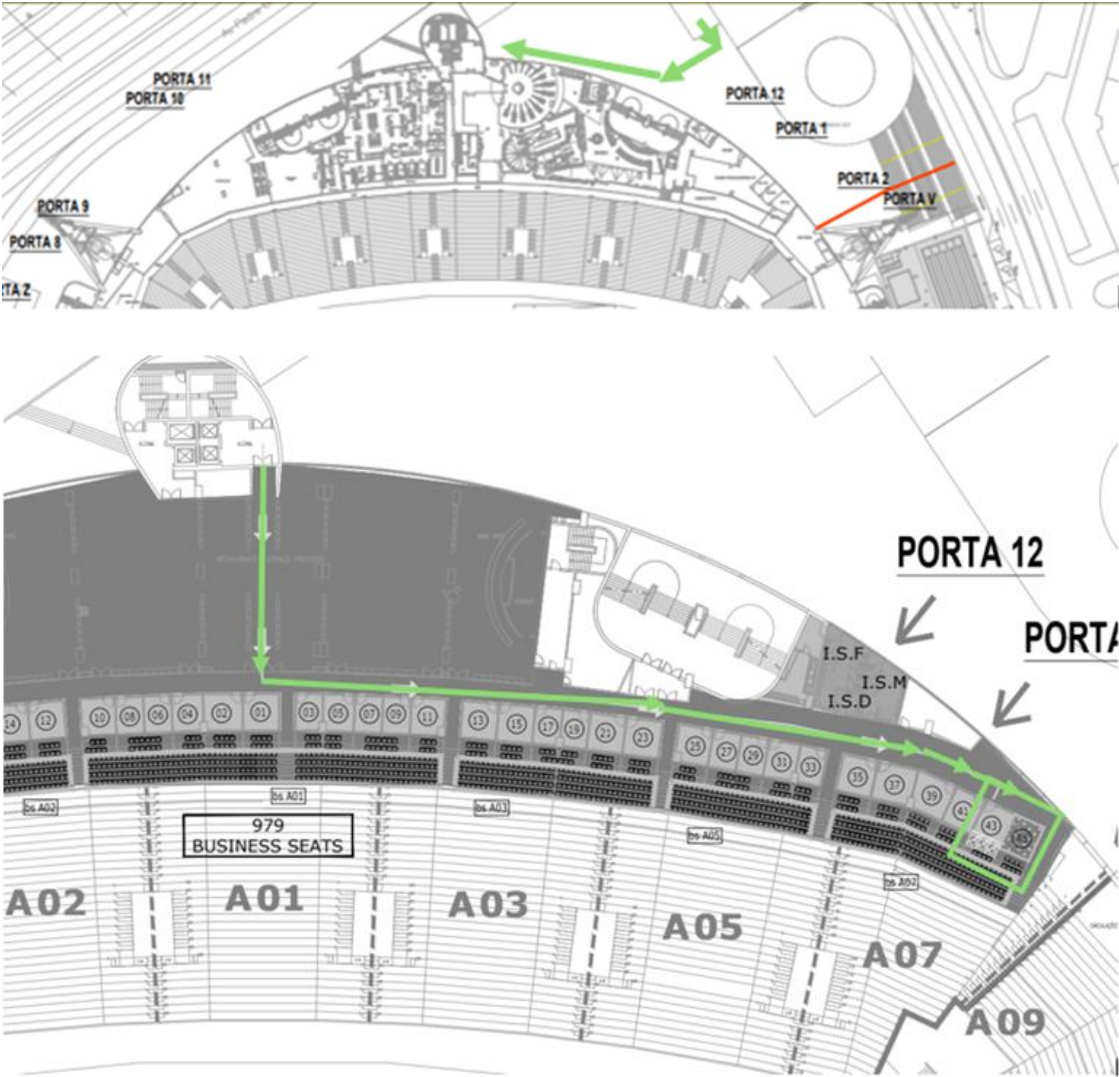


You can find this information here:
<https://www.metrolisboa.pt/en/>

PMC – DISABILITY FANS ACCESS



GATE HALL VIP
Elevator 3 and 4
West side of the Stadium
Level 2 – BOX 43 and 45
Fans must be accompanied by security












PROHIBITED ITEMS

PROHIBITED ITEMS

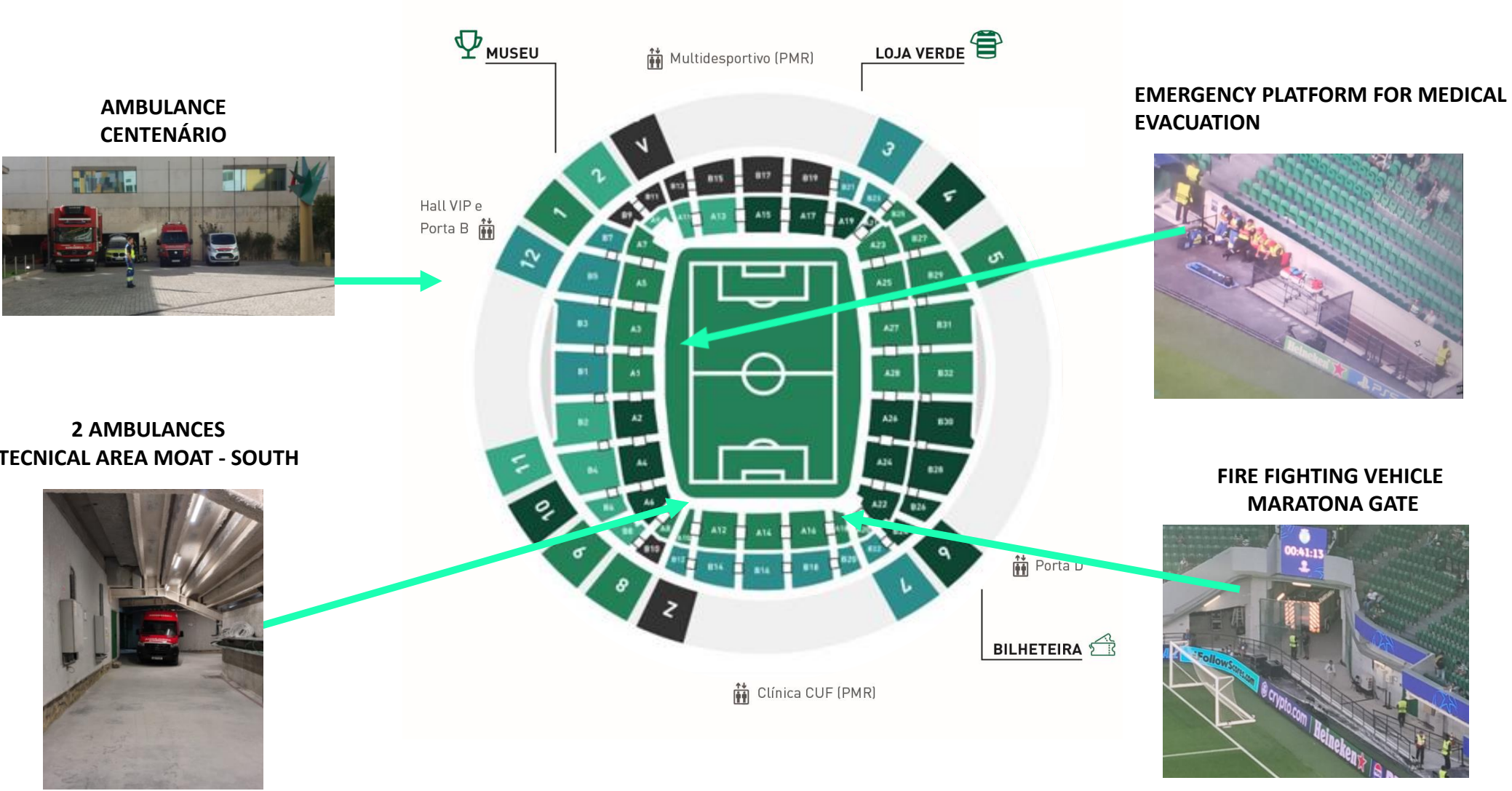
THE FOLLOWING OBJECTS, AMONG OTHERS,
ARE PROHIBITED TO ENTER THE STADIUM:



 SYRINGES	 WEAPONS	 EXPLOSIVE MATERIAL	 FIREWORKS
 CANS	 UMBRELLAS	 HELMETS	 BELTS WITH LARGE BUCKLES
 RADIOS	 RECORDING MACHINES	 BALLS	 LONG LENS CAMERAS
 KNIVES	 TOOLS	 RIGID CONNECTING RODS	 LOUD SPEAKERS
 BOTTLES AND GLASSES		 FOOD	

LOCKERS : In front of GATE 5 and
in front of GATE 8

AMBULANCES



MEDICAL EMERGENCY SERVICE

EAD PROGRAM:

During the operation, Lisbonenses Fire Brigade Corporation, in addition to their EAD, also have the reinforcement of the EAD program of the Stadium.

Equipped with 12 DAEs (+ 07 EJA DAE Program)

1 between player benches; Medical Room in the Technical Zone / with manual defibrillator

VIP lounge; 1 defibrillator manual with defibrillator manual

LISBONSES FIRE BRIGATE CORPORATION

40 elements :

Ocean Medical– 3 doctors, 5 nurses and operator and 1 coordinating doctor = 9

behind 2 benches, 8 stretchers, 2 ambulances and 4 firefighting

SOS STATIONS

Stand A – 4 (Floor 0) with 2 Firefighters

Stand B – 4 with 2 firefighters and 1 with a nurse - 2 Visiting Fans stand

Hall VIP

Technical Area

VEHICLES

5 Medicalizable Ambulances (2 permanently allocated to players);

1 Fire Fighting Vehicle;

MINIMUM MEDICAL REQUIREMENTS

Pitch Side Medical Requirements (between team benches)

Main Medical Room (near UEFA Delegate Room)



NEAREST HOSPITAL WITH ACCIDENT AND EMERGENCY FACILITIES

Hospital Santa Maria;

Address: Av. Prof. Egas Moniz MB, 1649-028 Lisboa;

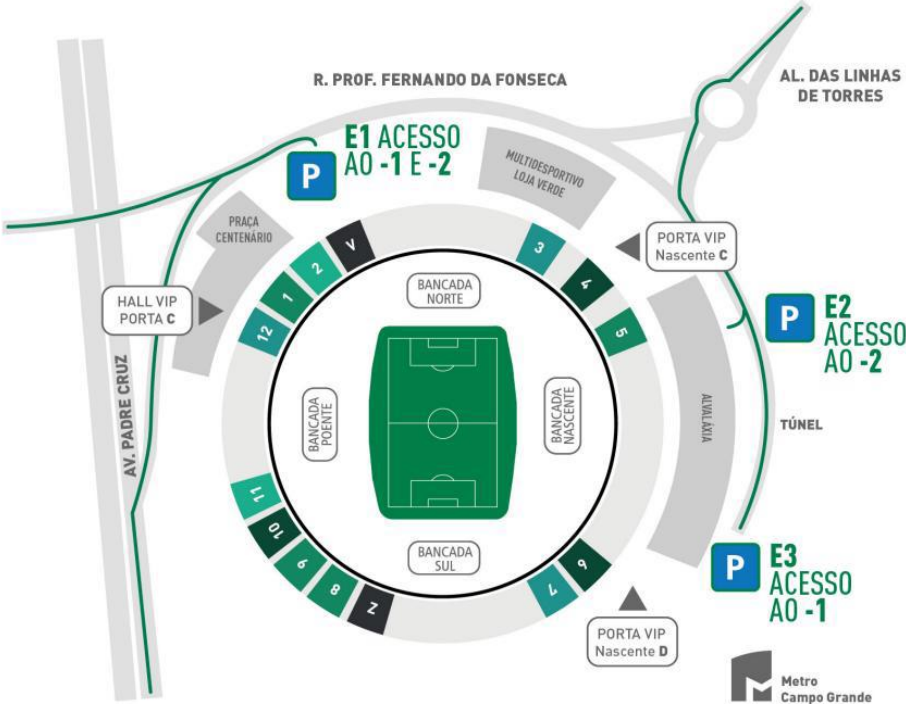
Phone Nº: + 351 21 780 5000;

Website: <https://www.chln.min-saude.pt/>

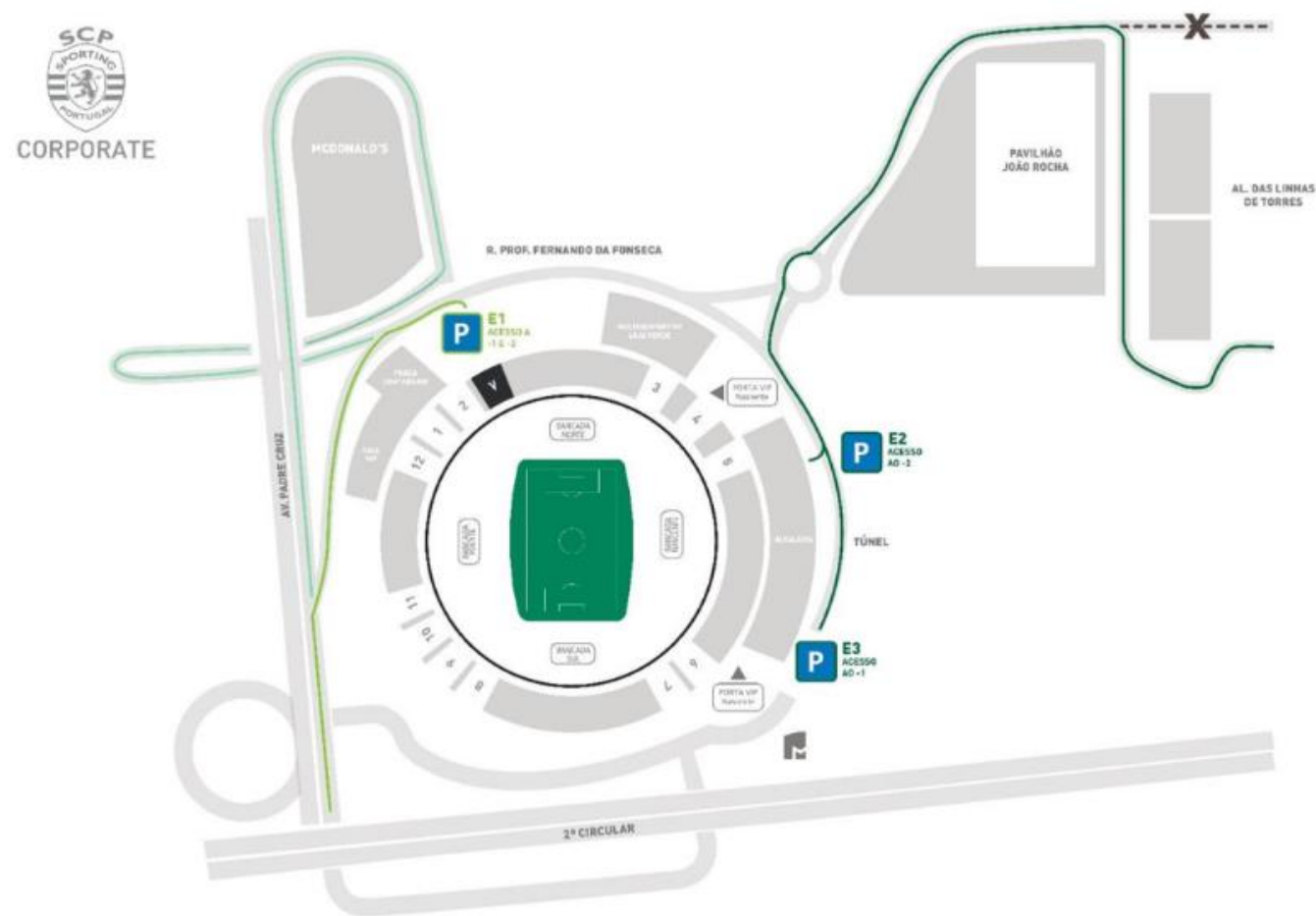
INFORMATION TO ACCESS TO THE PARKING

Control starts at 08:00 at the Helicoide (Rua Prof. Fernando Fonseca);
Only cards with authorization for match day are allowed – floor –1 and –2 (Helicoide and CUF);
Parking –2 (viaduct) opens at 16:30;

Parque lotação	Total	Corporate	Institucional	FP_GAF	Media	Ins. IT	UCL	Match Day
-1	823	85	45	5	30	10	180	5
-2	507	467	5	3				

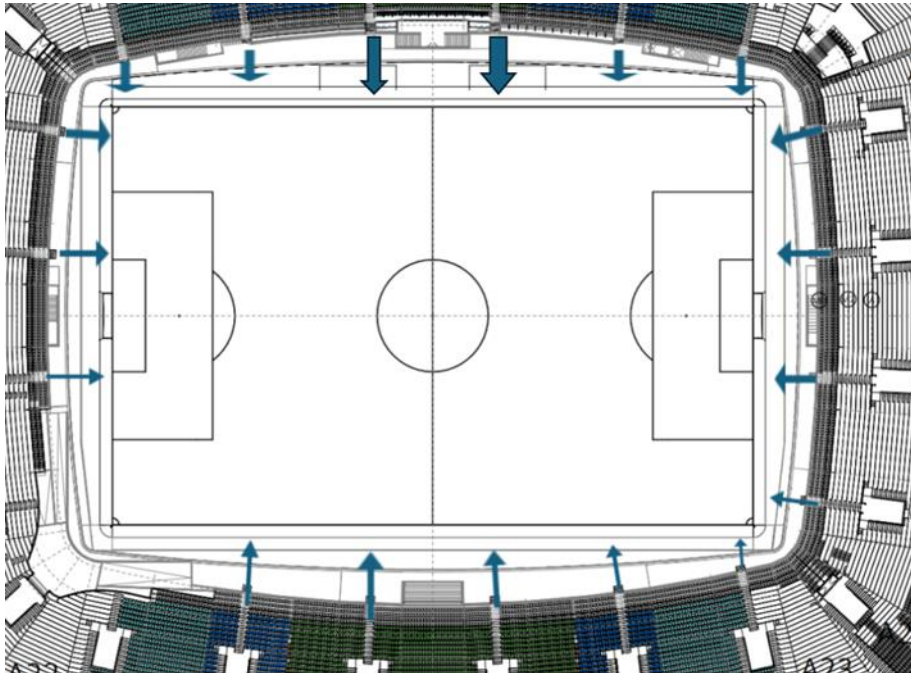


TRAFFIC RESTRICTION AROUND THE STADIUM STARTING AT 17H30



EVACUATION PLAN FOR THE PITCH

- 18 EMERGENCY EXITS;
- THERE ARE 2 ACCESS RAMPS TO THE PITCH (SOUTH AND EAST) WITH ENTRANCE AND EXIT THROUGH THE MARATHON GATE;



IN CASE OF SAFETY & SECURITY EMERGENCY

The Internal Emergency Plan (IEP) may be activated by decision of the Emergency Operations Center (EOC) meeting in the Crisis Room (Control Room – Level 7, going up in the elevator of Gate A), where the entities referred to in the Self Protection Measures of the Stadium Regulations must be present:

After the meeting, if Police Match Cmd decide to proceed to a Stadium Evacuation, all spectators have to go out of Stadium Complex and the personnel involved with the Match Organization will meet and reorganize at the Meeting Point (3 outside of the Stadium)

In case of Sports emergency /matters the internal meeting, takes place in the Delegate Room, to proceed with the decisions

